

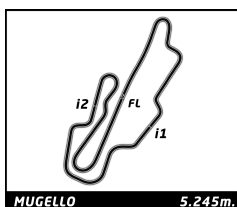
Campionato Italiano Auto Storiche/ARC

Mugello Racing Weekend

3 Turno Prove Libere

Classification

No	Driver	Nat	Team	Car	Cl.	Time	Lap	Total	Gap	Kph
1	538 Matteo PANIN	ITA	Circolo della	Chevrolet Ca	PERIODO	2:04.833	11	11	-	151.3
2	314 Luca LITTARD	MCO		Porsche 935	PERIODO	2:05.923	6	8	+1.090	149.9
3	459 Riccardo MES	ITA		Alpine Renau	PERIODO	2:06.651	5	8	+1.818	149.1
4	349 Massimo RONC	ITA	Club 91 Squadr	Porsche 935	PERIODO	2:08.398	4	9	+3.565	147.1
5	263 Luigi MERCAT	ITA	Sc. Biondetti	A.R. GTAm	PERIODO	2:11.972	11	11	+7.139	143.1
6	476 Vito TRUGLIA	ITA		TVR Tuscan S	PERIODO	2:15.465	4	7	+10.632	139.4
7	292 Francesco TU	ITA		Porsche Carr	PERIODO	2:15.575	7	9	+10.742	139.3
8	475 Giovanni AMB	ITA	Club 91 Squadr	BMW 323i	PERIODO	2:16.040	6	9	+11.207	138.8
9	291 Alberto ZOLI	ITA	Xmedia srl	Porsche 911	PERIODO	2:17.926	4	10	+13.093	136.9
10	1 Peter BACHOF	CHE	Alfa Delta OKP	1750 GTAm	G2 TC 20i	2:17.950	10	10	+13.117	136.9
11	321 Walter WUHRE	ITA		Porsche 911	PERIODO	2:19.051	6	9	+14.218	135.8
12	335 Gianluca CEC	ITA	Enro Competiti	Porsche 928	PERIODO	2:21.063	4	9	+16.230	133.9
13	12 Giulio SORDI	ITA	Alfa Delta OKP	1750 GTAm	G2 TC 20i	2:22.510	2	6	+17.677	132.5
14	356 Carlo BARBOL	ITA	Circolo della	1750 GTAm	G2 TC 20i	2:22.560	11	11	+17.727	132.4
15	428 Walter COSTA	ITA		Sierra Coswo	PERIODO	2:23.136	4	7	+18.303	131.9
16	138 Fred Arve MO	NOR	Alfa Delta OKP	Giulia Sprin	G2 GTS 1i	2:24.593	8	8	+19.760	130.6
17	449 Roberto BARI	ITA		Porsche 944	PERIODO	2:27.163	5	5	+22.330	128.3
18	27 Alberto FRAN	CHE	Formula GT	1750 GTAm	G2 TC 20i	2:27.531	6	9	+22.698	128.0
19	118 Massimo PUCC	ITA	Valdelsa Class	Mini Marcos	PERIODO	2:28.353	4	5	+23.520	127.3
20	23 Mario SALOMO	ITA	Alfa Delta OKP	1750 GTAm	G2 TC 20i	2:31.822	5	10	+26.989	124.4
21	261 Edoardo ACCI	ITA		Alfa Romeo G	PERIODO	2:31.967	10	10	+27.134	124.3
22	260 Carlo FABBRI	ITA	Sc. Biondetti	Alfa Romeo G	PERIODO	2:33.665	11	11	+28.832	122.9
23	102 Francesco RA	ITA		Morris Coope	PERIODO	2:34.794	10	10	+29.961	122.0
24	274 Alberto ZANA	ITA		Alfa Romeo G	PERIODO	2:35.590	5	7	+30.757	121.4
25	268 Domiziano GI	ITA		A.R. GTV 200	PERIODO	2:36.033	2	10	+31.200	121.0
26	403 Silvio GENTI	ITA		Peugeot 205	PERIODO	2:42.273	9	9	+37.440	116.4
27	392 Andrea QUERC	ITA	Valdelsa Class	BMW 635 CSI	PERIODO	2:51.235	4	4	+46.402	110.3
28	294 Gisberto COR	ITA		Ford Escort	PERIODO	2:53.087	2	7	+48.254	109.1
29	93 Hans LUGINBU	CHE	Formula GT	1750 GTAm	G2 TC 20i	2:59.672	5	5	+54.839	105.1
30	214 Jeremy CARBI	AND		Alfa Romeo G	PERIODO	3:01.750	2	5	+56.917	103.9
31	320 Giovanni BAS	ITA	Valdelsa Class	A.R. Alfasud	PERIODO	3:15.759	3	5+1:10.926+14.009		96.5
32	7 Roberto LONA	ITA	Scuderia Nuvol	Giulietta Sp	E GTS 13C					
33	10 Emanuele MOR	ITA	Irpinia Northw	Giulietta TI	E TC 130C					
34	11 Francesco SI	CHE	Alfa Delta OKP	1750 GTAm	G2 TC 20i					
35	16 Giampaolo BE	ITA	Carrera Team	Giulia Sprin	F TC 160C					
36	28 Salvatore CA	ITA	Gatti Team	GT Veloce 20	H1 T 200C					
37	30 Federico BUR	ITA	Carrera Team	Giulia Sprin	I GR.5 16C					
38	42 Gianluca BAR	ITA	Eclat Racing A	Alfetta GT A	I TC 2000					
39	69 Bernhard LAB	DEU	Formula GT	1750 GTAm	G2 TC 20i			1		
40	77 Ben WALTER	ITA	Alfa Delta OKP	Giulia Sprin	I GR.5 16C					
41	80 Umberto BRUS	ITA	Alfa Delta OKP	1750 GTAm	G2 TC 20i					
42	87 Davide BERTI	ITA	Alfa Delta OKP	1750 GTAm	G2 TC 20i					
43	88 Francesco PA	ITA	Carrera Team	1750 GTAm	G2 TC 20i					
44	105 Ambrogio PER	CHE	Alfa Delta OKP	1750 GTAm	G2 TC 20i					
45	112 Antonio PALM	ITA	Carrera Team	GT Veloce 20	H1 T 200C					
46	116 Franco MONGU	ITA	Scuderia Biond	1750 GTAm	G2 TC 20i					
47	125 Marco GUERRA	ITA	Motor in Motio	A.R. Giulia	PERIODO					
48	143 Riccardo LOD	ITA		A.R. GT 1.3	PERIODO					
49	151 André KARDOL	NLD	Alfa Race Team	GT Veloce 20	H2 TC 20i					
50	153 Giovanni Mar	ITA		Lotus Elan	PERIODO					
51	163 Atul SAINI	GBR	Formula GT	Giulia Sprin	G1 GR.5 1					
52	167 Mario SALA	ITA	Club 91 Squadr	Ford GT 40	PERIODO					
53	170 Roberto GENT	ITA	Race Project T	BMW 2002 TI	PERIODO					
54	188 Fabrizio ZAM	ITA	Alfa Delta OKP	Giulia Sprin	G2 GTS 1i					
55	190 Carlo FERRAR	ITA		AlfaRomeo 26	PERIODO					
56	212 Massimiliano	ITA		Porsche 911	PERIODO					
57	220 Marco MILLA	ITA	Circolo della	A.R. Giulia	PERIODO					
58	244 Fausto AMEND	ITA		Alfa Romeo G	PERIODO					
59	262 Fabio GIMIGN	ITA		Alfa Romeo G	PERIODO					
60	264 Loris Antoni	ITA		Fiat 128 GIA	PERIODO					



Campionato Italiano Auto Storiche/ARC

Mugello Racing Weekend

3 Turno Prove Libere

Classification

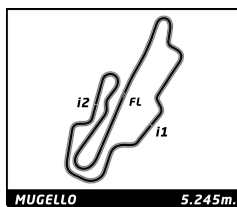
No	Driver	Nat	Team	Car	Cl.	Time	Lap Total	Gap	Kph
61266	Massimo LUPO	ITA		Porsche Carr	PERIODO				
62277	Marco MARANE	ITA		Porsche Carr	PERIODO				
63288	Lorenzo LELL	ITA		A.R. GTAm	PERIODO				
64295	Massimo BALL	BGR		BMW 2002 iii	PERIODO				
65301	Gabriele CRO	ITA		A.R. Alfasud	PERIODO				
66302	Alessandro C	ITA		Alfetta GT A	PERIODO				
67304	Roberto PIAT	ITA	Team Bassano	Fiat Ritmo 7	PERIODO				
68306	Massimo GUER	ITA	Motor in Motio	A.R. GT 1.6	PERIODO				
69316	Domenico TER	ITA		Ford Capri 3	PERIODO				
70326	Alessandro M	ITA	Irpinia Northw	Alfetta GT T	I GTS 280				
71343	Roberto GRAS	ITA	Team Bassano	Opel Kadett	PERIODO				
72353	Alex VALLE	ITA		Lancia Beta	PERIODO		1		
73355	Gabriele TRA	ITA		Fiat Ritmo 7	PERIODO				
74393	Jan Oscar OR	ITA	Valdelsa Class	A.R. Alfetta	PERIODO		4		
75404	Alessio DANE	ITA	100 RALLY ASD	Honda CIVIC	PERIODO				
76433	Alberto Mari	ITA		Alfa Romeo 7	PERIODO				
77436	Enrico GUAST	ITA	Enro Competiti	A.R. 75 V6	PERIODO				
78470	Massimiliano	ITA	Chimera Classi	Maserati Bit	PERIODO				
79472	Enrico GERAR	ITA		Ford Sierra	PERIODO				
80479	Emanuele MOR	ITA	Scuderia del P	A.R. Alfetta	PERIODO				
81906	Massimo GUER	ITA	Carrera Team	Giulia Sprin	I GR.5 160				
82925	Giovanni SER	ITA	Carrera Team	Giulia Sprin	F TC 1600				

Fastest Lap: Lap 11 Matteo PANINI 2:04.833 151.3 Kph

Published at:

Track Status: **DRY**

Direttore di Gara: CANU Antonio	Il DS Cronometraggio INNOCENTI Chiara
---	---



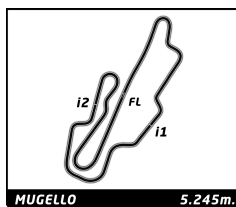
Campionato Italiano Auto Storiche/ARC

Mugello Racing Weekend

3 Turno Prove Libere

Best Sector Times

Sector 1			Sector 2			Sector 3			Ide al	Bes t					
Pos	No	Driver	Time	No	Driver	Time	No	Driver				Time			
1	349	M.RONC	42.194	538	M.PANI	38.310	314	L.LITT	43.708	1	538	M.PANINI	2:04.833	2:04.833	(1)
2	538	M.PANI	42.462	314	L.LITT	39.047	349	M.RONC	43.752	2	349	M.RONCONI	2:05.163	2:08.398	(4)
3	459	R.MESS	42.860	349	M.RONC	39.217	538	M.PANI	44.061	3	314	L.LITTARDI	2:05.923	2:05.923	(2)
4	314	L.LITT	43.168	459	R.MESS	39.232	459	R.MESS	44.559	4	459	R.MESSA	2:06.651	2:06.651	(3)
5	263	L.MERC	44.660	263	L.MERC	40.419	263	L.MERC	46.893	5	263	L.MERCATALI	2:11.972	2:11.972	(5)
6	292	F.TURI	45.473	475	G.AMBR	41.570	475	G.AMBR	47.236	6	475	G.AMBROSO	2:15.099	2:16.040	(8)
7	291	A.ZOLI	45.742	476	V.TRUG	42.218	476	V.TRUG	47.291	7	292	F.TURIZIO	2:15.320	2:15.575	(7)
8	476	V.TRUG	45.956	292	F.TURI	42.357	292	F.TURI	47.490	8	476	V.TRUGLIA	2:15.465	2:15.465	(6)
9	1	P.BACH	46.233	291	A.ZOLI	42.547	291	A.ZOLI	48.194	9	291	A.ZOLI	2:16.483	2:17.926	(9)
10	475	G.AMBR	46.293	1	P.BACH	42.608	335	G.CECC	48.481	10	1	P.BACHOFEN	2:17.950	2:17.950	(10)
11	321	W.WUHR	46.500	321	W.WUHR	43.621	321	W.WUHR	48.488	11	321	W.WUHRER	2:18.609	2:19.051	(11)
12	335	G.CECC	47.186	12	G.SORD	43.636	1	P.BACH	49.109	12	335	G.CECCHINI	2:20.005	2:21.063	(12)
13	428	W.COST	47.819	138	F.MONS	43.680	12	G.SORD	49.748	13	428	W.COSTACURTA	2:22.187	2:23.136	(15)
14	27	A.FRAN	48.034	356	C.BARB	44.236	356	C.BARB	49.892	14	356	C.BARBOLINI C	2:22.221	2:22.560	(14)
15	356	C.BARB	48.093	428	W.COST	44.286	428	W.COST	50.082	15	12	G.SORDI	2:22.510	2:22.510	(13)
16	353	A.VALL	48.274	335	G.CECC	44.338	138	F.MONS	50.838	16	138	F.MONSEN	2:23.558	2:24.593	(16)
17	93	H.LUGI	48.746	27	A.FRAN	45.503	69	B.LABE	50.922	17	27	A.FRANCESCHET	2:24.527	2:27.531	(18)
18	138	F.MONS	49.040	294	G.CORA	45.689	27	A.FRAN	50.990	18	353	A.VALLE	2:27.055		
19	12	G.SORD	49.126	261	E.ACCI	45.909	449	R.BARI	51.024	19	449	R.BARIN	2:27.163	2:27.163	(17)
20	69	B.LABE	49.256	118	M.PUCC	45.916	353	A.VALL	51.209	20	118	M.PUCCI	2:28.065	2:28.353	(19)
21	449	R.BARI	49.757	23	M.SALO	46.319	118	M.PUCC	52.380	21	69	B.LABER	2:28.342		
22	118	M.PUCC	49.769	449	R.BARI	46.382	23	M.SALO	52.546	22	93	H.LUGINBUHL	2:28.590	2:29.672	(29)
23	23	M.SALO	50.310	260	C.FABB	46.404	93	H.LUGI	53.219	23	23	M.SALOMONE	2:29.175	2:31.822	(20)
24	320	G.BASS	50.726	93	H.LUGI	46.625	261	E.ACCI	54.245	24	261	E.ACCIAI	2:31.802	2:31.967	(21)
25	261	E.ACCI	51.648	102	F.RAMA	46.641	260	C.FABB	54.323	25	260	C.FABBRINI	2:32.596	2:33.665	(22)
26	260	C.FABB	51.869	268	D.GIAC	47.057	320	G.BASS	54.524	26	102	F.RAMACCIOTTI	2:33.918	2:34.794	(23)
27	274	A.ZANA	52.160	274	A.ZANA	47.165	294	G.CORA	54.699	27	294	G.CORAZZARI	2:34.215	2:53.087	(28)
28	102	F.RAMA	52.490	353	A.VALL	47.572	102	F.RAMA	54.787	28	274	A.ZANATTA	2:34.529	2:35.590	(24)
29	268	D.GIAC	53.069	69	B.LABE	48.164	268	D.GIAC	55.092	29	268	D.GIACON	2:35.218	2:36.033	(25)
30	294	G.CORA	53.827	403	S.GENT	50.242	274	A.ZANA	55.204	30	320	G.BASSI	2:36.181	3:15.759	(31)
31	403	S.GENT	54.587	320	G.BASS	50.931	403	S.GENT	56.710	31	403	S.GENTILINI	2:41.539	2:42.273	(26)
32	392	A.QUER	57.275	392	A.QUER	54.175	392	A.QUER	59.450	32	392	A.QUERCIOLI	2:50.900	2:51.235	(27)
33	214	J.CARB	1:00.462	214	J.CARB	54.891	214	J.CARB	1:02.049	33	214	J.CARBILA	2:57.402	3:01.750	(30)
34	393	J.ORTF	1:10.302	393	J.ORTF	55.893	393	J.ORTF	1:02.613	34	393	J.ORTFELDT	3:08.808		



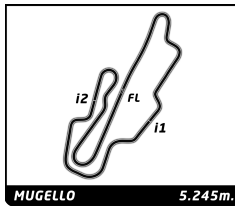
Campionato Italiano Auto Storiche/ARC

Mugello Racing Weekend

3 Turno Prove Libere

Best Top Speed

No Driver	Team	Class	Top 1		Top 2		Top 3		Top 4		Top 5		Avg
			Kph	Lap	Kph	Lap	Kph	Lap	Kph	Lap	Kph	Lap	
349 Massimo RONCONI	Club 91 Squadra C	PERIODO H2	262.6	4	260.7	5	247.1	2	239.5	9	223.2	7	246,6
538 Matteo PANINI	Circolo della Bie	PERIODO KG	246.5	8	244.9	6	242.7	11	242.1	4	225.1	2	240,3
459 Riccardo MESSA		PERIODO J1-	235.8	8	233.3	4	233.3	6	231.8	5	229.4	2	232,7
314 Luca LITTARDI		PERIODO H2	228.9	5	227.9	3	227.0	2	225.6	6	225.1	7	226,9
475 Giovanni AMBROSO	Club 91 Squadra C	PERIODO J2	228.4	7	227.9	6	226.5	3	226.5	9	118.2	4	205,5
292 Francesco TURIZIO		PERIODO G2	219.6	8	218.8	3	217.9	2	217.4	5	217.0	7	218,1
476 Vito TRUGLIA		PERIODO J2	216.6	5	208.3	4	204.4	3	189.1	2	174.8	6	198,6
291 Alberto ZOLI	Xmedia srl	PERIODO G2	214.9	4	213.6	5	204.7	10	202.1	7	180.6	2	203,2
428 Walter COSTACURTA		PERIODO J1	208.3	4	205.9	5	201.0	2	159.9	3	133.4	7	181,7
263 Luigi MERCATALI	Sc. Biondetti	PERIODO G2	207.9	4	206.7	11	206.3	5	206.3	9	204.7	3	206,4
335 Gianluca CECCHINI	Enro Competition	PERIODO H2	202.8	2	200.6	8	199.5	6	126.6	3	107.4	7	167,4
356 Carlo BARBOLINI CIONINI	Circolo della Bie	G2 TC 2000	201.3	5	199.1	3	198.4	8	197.7	6	197.7	9	198,8
27 Alberto FRANCESCHETTI	Formula GT	G2 TC 2000	200.2	2	199.5	9	197.7	7	196.2	5	193.1	4	197,3
1 Peter BACHOFEN	Alfa Delta OKP	G2 TC 2000	197.3	10	197.3	8	196.2	5	195.9	4	193.8	6	196,1
12 Giulio SORDI	Alfa Delta OKP	G2 TC 2000	195.2	2	190.4	3	131.1	5	125.5	6	124.8	4	153,4
23 Mario SALOMONE	Alfa Delta OKP	G2 TC 2000	193.1	8	193.1	3	190.7	10	190.1	5	188.1	4	191,0
294 Gisberto CORAZZARI		PERIODO G2	188.4	7	184.9	5	178.2	3	160.1	2	128.1	6	167,9
138 Fred Arve MONSEN	Alfa Delta OKP	G2 GTS 160C	184.9	6	184.0	5	182.1	3	181.5	4	179.4	8	182,4
118 Massimo PUCCI	Valdelsa Classic	PERIODO GR	183.0	2	182.7	4	182.4	5	110.7	3	96.6	1	151,1
320 Giovanni BASSI	Valdelsa Classic	PERIODO H2	177.9	4	172.6	2	87.9	3	84.0	1			130,6
102 Francesco RAMACCIOTTI		PERIODO G1	172.6	2	169.3	5	168.0	7	167.8	10	126.7	8	160,9
260 Carlo FABBRINI	Sc. Biondetti	PERIODO G2	170.7	6	170.7	5	169.1	11	168.0	3	167.8	8	169,3
268 Domiziano GIACON		PERIODO G2	167.5	10	166.7	8	164.2	6	163.2	5	160.8	2	164,5
261 Edoardo ACCIAI		PERIODO G2	167.3	3	166.5	8	166.2	10	166.0	6	164.0	5	166,0
274 Alberto ZANATTA		PERIODO G2	166.5	2									166,5
403 Silvio GENTILINI		PERIODO J2	166.5	4	166.5	7	163.7	5	160.4	9	152.5	2	161,9
93 Hans LUGINBUHL	Formula GT	G2 TC 2000	166.0	3	152.3	2	102.7	4	96.6	5	86.5	1	120,8
392 Andrea QUERCIOLO	Valdelsa Classic	PERIODO H2	154.9	2	104.5	3	89.2	1					116,2
214 Jeremy CARBILA		PERIODO G2	141.7	2	140.3	3	98.2	5	85.1	1			116,3
69 Bernhard LABER	Formula GT	G2 TC 2000	99.7	1									99,7
449 Roberto BARIN		PERIODO J2-	97.1	1									97,1
353 Alex VALLE		PERIODO H2	89.0	1									89,0
393 Jan Oscar ORTFELDT	Valdelsa Classic	PERIODO H2	88.0	1									88,0
321 Walter WUHRER		PERIODO H2	0.4	7	0.4	8							,4
125 Marco GUERRA	Motor in Motion	PERIODO F -											
143 Riccardo LODI		PERIODO G1											
153 Giovanni Marco PUTELLI		PERIODO G1											
167 Mario SALA	Club 91 Squadra C	PERIODO F -											
170 Roberto GENTILI	Race Project Team	PERIODO G1											
190 Carlo FERRARI		PERIODO F -											
212 Massimiliano LODI		PERIODO G2											
220 Marco MILLA	Circolo della Bie	PERIODO G2											
244 Fausto AMENDOLAGINE		PERIODO G2											
262 Fabio GIMIGNANI		PERIODO G2											
264 Loris Antonio PAPA		PERIODO G2											
277 Marco MARANELLI		PERIODO G2											
266 Massimo LUPOLI		PERIODO H1											
288 Lorenzo LELLI		PERIODO G2											
295 Massimo BALLESTRI		PERIODO G2											



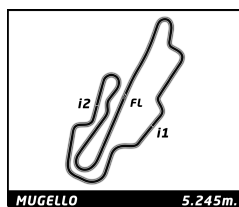
Campionato Italiano Auto Storiche/ARC

Mugello Racing Weekend

3 Turno Prove Libere

Best Top Speed

No Driver	Team	Class	Top 1		Top 2		Top 3		Top 4		Top 5		Avg
			Kph	Lap	Kph	Lap	Kph	Lap	Kph	Lap	Kph	Lap	
301	Gabriele CROCCHINI	PERIODO H2											
302	Alessandro CASSETTI BURCH	PERIODO H2											
304	Roberto PIATTO	Team Bassano											
306	Massimo GUERRA	Motor in Motion											
316	Domenico TERRON	PERIODO H2											
343	Roberto GRASSELLINI	Team Bassano											
355	Gabriele TRAMONTI	PERIODO H2											
404	Alessio DANESE	100 RALLY ASD											
433	Alberto Maria LANDINI	PERIODO J2/											
436	Enrico GUASTI	Enro Competition											
470	Massimiliano QUARESIMA	Chimera Classic M											
472	Enrico GERARDI	PERIODO J2											
479	Emanuele MORTEO	Scuderia del Port											
7	Roberto LONARDI	Scuderia Nuvolari											
10	Emanuele MORTEO	Irpinia Northwest											
16	Giampaolo BENEDETTI	Carrera Team											
925	Giovanni SERIO	Carrera Team											
163	Atul SAINI	Formula GT											
11	Francesco SICCARDI	Alfa Delta OKP											
80	Umberto BRUSTIO	Alfa Delta OKP											
87	Davide BERTINELLI	Alfa Delta OKP											
88	Francesco PANTALEO	Carrera Team											
105	Ambrogio PERFETTI	Alfa Delta OKP											
116	Franco MONGUZZI	Scuderia Biondett											
188	Fabrizio ZAMUNER	Alfa Delta OKP											
28	Salvatore CARBONE	Gatti Team											
112	Antonio PALMA	Carrera Team											
151	André KARDOL	Alfa Race Team											
42	Gianluca BARDELLI	Eclat Racing ASD											
30	Federico BURATTI	Carrera Team											
77	Ben WALTER	Alfa Delta OKP											
906	Massimo GUERRA	Carrera Team											
326	Alessandro MORTEO	Irpinia Northwest											



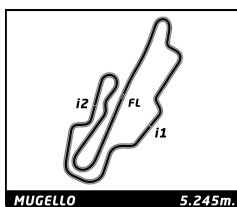
Campionato Italiano Auto Storiche/ARC

Mugello Racing Weekend

3 Turno Prove Libere

Sector Analysis

Invalidated Lap							Personal Best							Session Best							B Crossing the pit lane							
Lap	Time	Sector 1	Sector 2	Sector 3	T.Sp	Elapsed	Lap	Time	Sector 1	Sector 2	Sector 3	T.Sp	Elapsed	Lap	Time	Sector 1	Sector 2	Sector 3	T.Sp	Elapsed	Lap	Time	Sector 1	Sector 2	Sector 3	T.Sp	Elapsed	
1	Peter BACHOFEN CHE						1750 GTAm	4	3:11.9	1:03.312	46.982	1:21.608	102.7	16:33.975	5	2:59.6	1:08.974	57.479	53.219	96.6	19:33.647							
	Alfa Delta OKP																											
1	3:19.6	1:29.966	53.217	56.493	90.1	3:19.676																						
2	2:33.8	51.270	49.448	53.098	189.7	5:53.492																						
3	2:49.6	58.975	57.469	53.209	190.1	8:43.145																						
4	2:30.1	51.011	47.501	51.603	195.9	11:13.260																						
5	2:36.9	52.363	49.429	55.191	196.2	13:50.243																						
6	4:58.5B	52.616	50.398	3:15.487	193.8	18:48.744																						
7	2:32.9	58.889	43.920	50.111	110.5	21:21.664																						
8	5:19.6B	46.544			197.3	26:41.276																						
9	2:33.6	59.212	44.668	49.763	113.2	29:14.919																						
10	2:17.9	46.233	42.608	49.109	197.3	31:32.869																						
12	Giulio SORDI ITA						1750 GTAm																					
	Alfa Delta OKP																											
1	3:26.5	1:44.628	48.387	53.530	94.2	3:26.545																						
2	2:22.5	49.126	43.636	49.748	195.2	5:49.055																						
3	6:12.1B	58.965			190.4	12:01.180																						
4	2:36.1	59.474	44.868	51.808	124.8	14:37.330																						
5	3:07.7	59.673	56.260	1:11.790	131.1	17:45.053																						
6	2:34.0	58.725	43.700	51.639	125.5	20:19.117																						
23	Mario SALOMONE ITA						1750 GTAm																					
	Alfa Delta OKP																											
1	3:09.2	1:22.868	51.530	54.885	91.7	3:09.283																						
2	2:34.1	53.348	47.933	52.878	186.5	5:43.442																						
3	2:50.1	57.437	59.274	53.467	193.1	8:33.620																						
4	2:33.0	51.962	48.190	52.875	188.1	11:06.647																						
5	2:31.8	50.310	46.781	54.731	190.1	13:38.469																						
6	5:08.8B	52.957	46.319	3:29.553	173.1	18:47.298																						
7	2:41.5	1:01.452	47.596	52.546	114.8	21:28.892																						
8	5:35.2B	52.300			193.1	27:04.159																						
9	2:41.5	59.816	47.547	54.184	118.8	29:45.706																						
10	2:32.9	50.790	47.738	54.383	190.7	32:18.617																						
27	Alberto FRANCESCHETTI CHE						1750 GTAm																					
	Formula GT																											
1	4:14.7	2:30.949	50.608	53.191	84.5	4:14.748																						
2	5:40.4B	50.989	46.684	4:02.731	200.2	9:55.152																						
3	2:38.4	1:00.473	46.425	51.559	116.7	12:33.609																						
4	2:31.0	49.690	48.422	52.891	193.1	15:04.612																						
5	3:17.8	56.301	1:03.243	1:18.271	196.2	18:22.427																						
6	2:27.5	50.845	45.696	50.990	178.5	20:49.958																						
7	5:58.0B	48.034	47.931	4:22.099	197.7	26:48.022																						
8	2:37.9	59.637	46.701	51.657	108.2	29:26.017																						
9	2:32.9	48.057	45.503	59.342	199.5	31:58.919																						
69	Bernhard LABER DEU						1750 GTAm																					
	Formula GT																											
1	3:29.5	1:49.303	49.289	50.922	99.7	3:29.514																						
93	Hans LUGINBUHL CHE						1750 GTAm																					
	Formula GT																											
1	4:37.2	2:38.543	57.547	1:01.202	86.5	4:37.292																						
2	3:07.7	59.870	1:00.394	1:07.456	152.3	7:45.012																						
3	5:37.0B	56.273	55.823	3:44.965	166.0	13:22.073																						
102	Francesco RAMACCIOTTI ITA						Morris Cooper																					
1	3:27.1	1:36.597	53.324	57.223	81.1	3:27.144																						
2	2:42.5	55.319	51.371	55.845	172.6	6:09.679																						
3	2:39.9B	1:08.497			117.0	8:49.647																						
4	2:51.1	1:04.129	50.251	56.754	97.6	11:40.781																						
5	4:51.4B	53.976	49.275	3:08.185	169.3	16:32.217																						
6	3:11.0	1:17.603	57.733	55.680	77.6	19:43.233																						
7	2:33.6	52.940	47.100	53.585	168.0	22:16.858																						
8	4:48.8B	1:01.568			126.7	27:05.707																						
9	2:44.7	1:01.545	48.441	54.787	109.9	29:50.480																						
10	2:34.7	52.490	46.641	55.663	167.8	32:25.274																						
118	Massimo PUCCI ITA						Mini Marcos G																					
	Valdelsa Classic																											
1	3:55.8	2:13.150	48.570	54.091	96.6	3:55.811																						
2	2:39.6	49.982	47.251	1:02.428	183.0	6:35.472																						
3	2:42.8	1:03.893	46.118	52.836	110.7	9:18.319																						
4	2:28.3	50.057	45.916	52.380	182.7	11:46.672																						
5	2:41.4	49.769	52.584	59.074	182.4	14:28.099																						
138	Fred Arve MONSEN NOR						Giulia Sprint																					
	Alfa Delta OKP																											
1	3:09.8	1:23.587	51.193	55.066	93.6	3:09.846																						
2	2:28.0	50.885	45.208	51.953	179.1	5:37.892																						



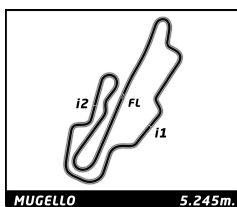
Campionato Italiano Auto Storiche/ARC

Mugello Racing Weekend

3 Turno Prove Libere

Sector Analysis

Invalidated Lap							Personal Best							Session Best							B Crossing the pit lane						
Lap	Time	Sector 1	Sector 2	Sector 3	T.Spd	Elapsed	Lap	Time	Sector 1	Sector 2	Sector 3	T.Spd	Elapsed	Lap	Time	Sector 1	Sector 2	Sector 3	T.Spd	Elapsed	Lap	Time	Sector 1	Sector 2	Sector 3	T.Spd	Elapsed
261 Edoardo ACCIAI																											
ITA														Alfa Romeo GT													
1	3:11.1	1:21.595	51.715	57.844	91.4	3:11.154	5	4:47.0B	48.135	42.547	3:16.412	213.6	16:03.495														
2	2:34.4	52.771	47.350	54.367	163.5	5:45.642	6	3:28.0	1:28.229	1:05.812	53.981	54.9	19:31.517														
3	3:30.1B	1:01.457			167.3	9:15.792	7	2:27.1	50.392	45.054	51.724	202.1	21:58.687														
4	2:46.1	1:02.290	48.509	55.313	109.5	12:01.904	8	4:46.1B	58.676				26:44.829														
5	2:35.8	53.769	46.961	55.161	164.0	14:37.795	9	2:36.1	1:00.322	45.985	49.818		29:20.954														
6	3:05.1	54.481	1:00.000	1:10.699	166.0	17:42.975	10	2:23.2	48.356	45.348	49.505	204.7	31:44.163														
7	2:43.0	1:00.331	47.728	54.999	108.8	20:26.033																					
8	4:54.5B	51.648	53.849	3:09.084	166.5	25:20.614																					
9	4:00.0	2:17.056	48.797	54.245	99.7	29:20.712																					
10	2:31.9	51.736	45.909	54.322	166.2	31:52.679																					
263 Luigi MERCATALI																											
ITA														A.R. GTAm													
1	2:56.7	1:14.694	47.938	54.150	93.6	2:56.782																					
2	2:20.9	47.553	43.445	49.935	202.1	5:17.715																					
3	2:35.6	46.795	54.168	54.662	204.7	7:53.340																					
4	2:22.4	48.101	45.499	48.860	207.9	10:15.800																					
5	2:18.4	47.020	42.979	48.411	206.3	12:34.210																					
6	2:26.6B	47.863			193.1	15:00.887																					
7	3:37.5	1:14.005	1:19.223	1:04.274	134.6	18:38.389																					
8	2:14.7	46.093	41.153	47.502	202.5	20:53.137																					
9	3:48.6B	45.004	44.117	2:19.496	206.3	24:41.754																					
10	4:18.0	2:43.469	46.636	47.924	108.6	28:59.783																					
11	2:11.9	44.660	40.419	46.893	206.7	31:11.755																					
268 Domiziano GIACON																											
ITA														A.R. GTV 2000													
1	3:05.1	1:19.361	49.686	56.076	89.9	3:05.123																					
2	2:36.0	53.069	47.828	55.136	160.8	5:41.156																					
3	2:40.4B	58.345				8:21.608																					
4	2:49.3	1:03.447	49.312	56.605	104.5	11:10.972																					
5	2:36.7	53.740	47.588	55.466	163.2	13:47.766																					
6	3:53.1B	53.941			164.2	17:40.950																					
7	2:47.7	1:05.079	47.532	55.092	99.4	20:28.653																					
8	6:06.9B	53.337	48.852	4:24.727	166.7	26:35.569																					
9	2:48.5	1:04.884	48.173	55.471	102.8	29:24.097																					
10	2:36.5	53.145	47.057	56.314	167.5	32:00.613																					
274 Alberto ZANATTA																											
ITA														Alfa Romeo GT													
1	3:12.9	1:24.709	51.187	57.051		3:12.947																					
2	2:36.4	53.525	47.738	55.204	166.5	5:49.414																					
3	2:58.6B	59.782				8:48.097																					
4	2:48.8	1:02.848	50.167	55.799		11:36.911																					
5	2:35.5	52.948	47.269	55.373		14:12.501																					
6	3:06.6	52.623	55.204	1:18.804		17:19.132																					
7	3:03.9	1:13.078	52.040	58.801		20:23.051																					
291 Alberto ZOLI																											
ITA														Porsche 911 3													
1	3:50.8	1:49.667	1:01.046	1:00.101		3:50.814																					
2	2:36.3	53.302	51.166	51.890	180.6	6:27.172																					
3	2:31.3	55.762	47.347	48.194	169.3	8:58.475																					
4	2:17.9	45.742	43.472	48.712	214.9	11:16.401																					
292 Francesco TURIZIO																											
ITA														Porsche Carre													
1	3:15.1	1:38.724	45.915	50.539	85.3	3:15.178																					
2	2:18.4	46.990	43.988	47.490	217.9	5:33.646																					
3	5:36.9B	46.936	51.845	3:58.197	218.8	11:10.624																					
4	2:42.4	1:05.437	45.656	51.364	98.7	13:53.081																					
5	2:50.0	46.907	45.102	1:18.010	217.4	16:43.100																					
6	2:48.1	1:10.445	49.763	47.920	94.0	19:31.228																					
7	2:15.5	45.473	42.357	47.745	217.0	21:46.803																					
8	5:11.4B	55.916			219.6	26:58.229																					
9	2:32.1	57.176	44.510	50.506	139.2	29:30.421																					
294 Gisberto CORAZZARI																											
ITA														Ford Escort R													
1	4:57.6	3:04.914	54.855	57.837	90.7	4:57.606																					
2	2:53.0	55.577	55.425	1:02.085	160.1	7:50.693																					
3	4:12.9B	54.414	48.471	2:30.107	178.2	12:03.685																					
4	2:44.0	1:01.970	47.350	54.699	106.7	14:47.704																					
5	3:56.2B	53.827	54.097	2:08.335	184.9	18:43.963																					
6	2:42.0	1:00.380	45.689	56.000	128.1	21:26.032																					
7	5:57.5B	50.288			188.4	27:23.562																					
314 Luca LITTARDI																											
MCO														Porsche 935 A													
1	3:37.3	2:00.880	48.433	47.992	108.7	3:37.305																					
2	2:13.3	45.577	42.974	44.790	227.0	5:50.646																					
3	2:38.0B	54.797			227.9	8:28.733																					
4	2:22.9	56.875	40.800	45.305	114.0	10:51.713																					
5	2:10.8	44.623	41.954	44.257	228.9	13:02.547																					
6	2:05.9	43.168	39.047	43.708	225.6	15:08.470																					
7	4:34.8B	54.137	1:04.066	2:36.610	225.1	19:43.283																					
8	2:21.6	52.840	42.741	46.056	135.9	22:04.920																					
320 Giovanni BASSI																											
Valdelsa Classic														A.R. Alfesud													
1	11:56.	...			84.0	11:56.881																					
2	4:21.2	2:13.111			3:59.368	172.6	16:18.178																				
3	3:15.7	1:18.037	1:03.198	54.524	87.9	19:33.937																					
4	8:13.7B	50.726			177.9	27:47.700																					
5	2:53.6	1:06.680	50.931	56.018		30:41.329																					
321 Walter WUHRER																											
ITA														Porsche 911 S													
1	3:25.4	1:46.617	46.679	52.157		3:25.453																					
2	2:21.4	47.873	44.088	49.488		5:46.902																					
3	2:41.5	54.726	57.201	49.592		8:28.421																					
4	2:20.1	47.536	43.621	48.962		10:48.540																					
5	2:19.4	46.500	44.230	48.725		13:07.995																					
6	2:19.0	46.939				15:27.046																					
7	6:41.1B	54.646	1:14.600	4:31.855	0.4	22:08.147																					



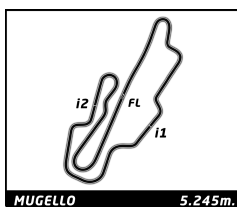
Campionato Italiano Auto Storiche/ARC

Mugello Racing Weekend

3 Turno Prove Libere

Sector Analysis

Invalidated Lap							Personal Best							Session Best							B Crossing the pit lane							
Lap	Time	Sector 1	Sector 2	Sector 3	T.Spd	Elapsed	Lap	Time	Sector 1	Sector 2	Sector 3	T.Spd	Elapsed	Lap	Time	Sector 1	Sector 2	Sector 3	T.Spd	Elapsed	Lap	Time	Sector 1	Sector 2	Sector 3	T.Spd	Elapsed	
335 Gianluca CECCHINI ITA																												
Enro Competition Porsche 928 S																												
1	3:35.0	1:53.429	49.611	52.034	103.1	3:35.074																						
2	2:39.8	50.521	54.596	54.744	202.8	6:14.935																						
3	2:45.1	1:05.577	48.771	50.764	126.6	9:00.047																						
4	2:21.0	47.715	44.867	48.481		11:21.110																						
5	2:40.1	48.402	49.576	1:02.129		14:01.217																						
6	3:14.2	47.559	53.085	1:33.575	199.5	17:15.436																						
7	2:46.6	1:09.136	47.515	50.044	107.4	20:02.131																						
8	6:49.2B	47.186	47.704	5:14.376	200.6	26:51.397																						
9	2:50.8	1:02.411	56.188	52.240	103.1	29:42.236																						
403 Silvio GENTILINI ITA																												
Peugeot 205 1																												
1	3:33.8	1:35.440	57.010	1:01.355		3:33.805																						
2	3:49.7B	57.670	51.715	2:00.346	152.5	7:23.536																						
3	2:53.1	1:03.556	52.286	57.293	114.4	10:16.671																						
4	2:42.5	54.587	51.205	56.778	166.5	12:59.241																						
5	4:12.4B	55.963	50.808	2:25.707	163.7	17:11.719																						
6	3:09.1	1:20.178	51.871	57.149		20:20.917																						
7	6:41.5B	55.672	56.151	4:49.685	166.5	27:02.425																						
8	2:52.5	1:03.931	51.865	56.710	115.3	29:54.931																						
9	2:42.2	55.280	50.242	56.751	160.4	32:37.204																						
428 Walter COSTACURTA ITA																												
Sierra Coswor																												
1	3:33.9	1:46.771	52.000	55.198	87.6	3:33.969																						
2	2:29.6	50.254	48.381	51.009	201.0	6:03.613																						
3	2:50.6	59.233	59.707	51.704	159.9	8:54.257																						
4	2:23.1	47.819	45.235	50.082	208.3	11:17.393																						
5	9:31.7B	49.636	47.098	7:54.969	205.9	20:49.096																						
6	8:06.5B	57.597	48.092	6:20.816	126.3	28:55.601																						
7	2:30.4	55.932	44.286	50.271	133.4	31:26.090																						
449 Roberto BARIN ITA																												
Porsche 944 T																												
1	14:49.	1:27.745	...	58.582	97.1	14:49.746																						
2	3:31.0	1:00.491	1:10.378	1:20.225		18:20.840																						
3	2:35.0	53.531	47.868	53.692		20:55.931																						
4	8:40.7B	51.992	55.948	6:52.858		29:36.729																						
5	2:27.1	49.757	46.382	51.024		32:03.892																						
459 Riccardo MESSA ITA																												
Alpine Renault																												
1	3:39.7	1:57.741	51.214	50.779	86.3	3:39.734																						
2	2:36.0B	47.670		229.4		6:15.779																						
3	2:43.5	1:12.806	44.718	46.019	81.9	8:59.322																						
4	2:13.0	45.033	41.814	46.216	233.3	11:12.385																						
5	2:06.6	42.860	39.232	44.559	231.8	13:19.036																						
6	2:27.7	45.227	42.636	59.864	233.3	15:46.763																						
7	3:02.9	1:07.575	1:03.090	52.289	95.7	18:49.717																						
8	2:09.9	43.194	40.884	45.835	235.8	20:59.630																						
475 Giovanni AMBROSO ITA																												
Club 91 Squadra Corse BMW 323i																												
1	7:09.9	5:05.649	50.108	1:14.184		7:09.941																						
2	2:35.3	1:00.591	45.096	49.676	110.0	9:45.304																						
3	3:22.5B	48.821		226.5		13:07.838																						
4	2:43.8	1:00.220	44.173	59.424	118.2	15:51.655																						
5	3:02.6	1:07.006	1:03.587	52.054	106.5	18:54.302																						
6	2:16.0	47.158	41.570	47.312	227.9	21:10.342																						
7	5:27.3B	46.452	52.470	3:48.434	228.4	26:37.698																						
8	2:34.2	1:01.672	44.827	47.731	109.0	29:11.928																						
9	2:16.3	46.293	42.837	47.236	226.5	31:28.294																						
476 Vito TRUGLIA ITA																												
TVR Tuscan Sp																												
1	15:05.	9:38.510	1:09.771	4:17.593	88.0	15:05.874																						
2	6:09.2B	1:10.302	1:19.234	3:39.734		21:15.144																						
3	5:57.0B	1:14.721				27:12.206																						



Campionato Italiano Auto Storiche/ARC

Mugello Racing Weekend

3 Turno Prove Libere

Sector Analysis

Lap	Time	Sector 1	Sector 2	Sector 3	T.Spd	Elapsed	Invalidated Lap	Personal Best	Session Best	Crossing the pit lane
1	3:24.1	1:44.025	48.627	51.516	87.2	3:24.168				
2	2:21.0	48.295	43.094	49.662	189.1	5:45.219				
3	2:32.7	49.012	52.854	50.856	204.4	8:17.941				
4	2:15.4	45.956	42.218	47.291	208.3	10:33.406				
5	2:16.7	46.123	42.676	47.941	216.6	12:50.146				
6	5:29.8 B	58.737	51.158	3:39.951	174.8	18:19.992				
7	3:52.4 B	1:05.005	52.753	1:54.670	97.0	22:12.420				

538	Matteo PANINI	ITA				
	Circolo della Biella	Chevrolet Cal				
1	4:09.8	2:36.202	45.607	48.000	92.5	4:09.809
2	2:15.4	46.322	41.760	47.362	225.1	6:25.253
3	2:28.5	56.921	44.199	47.449	169.9	8:53.822
4	3:38.8 B	45.294	40.992	2:12.574	242.1	12:32.682
5	2:21.8	53.594	41.534	46.742	121.7	14:54.552
6	2:52.7	48.246	53.839	1:10.687	244.9	17:47.324
7	2:19.8	53.980	41.061	44.769	125.7	20:07.134
8	2:12.5	42.777	43.224	46.503	246.5	22:19.638
9	2:56.4 B	1:01.167			138.5	25:16.084
10	3:40.2	2:16.306	39.432	44.547	95.4	28:56.369
11	2:04.8	42.462	38.310	44.061	242.7	31:01.202